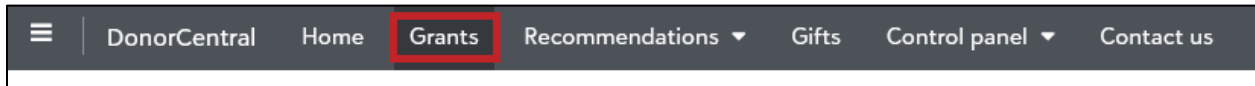
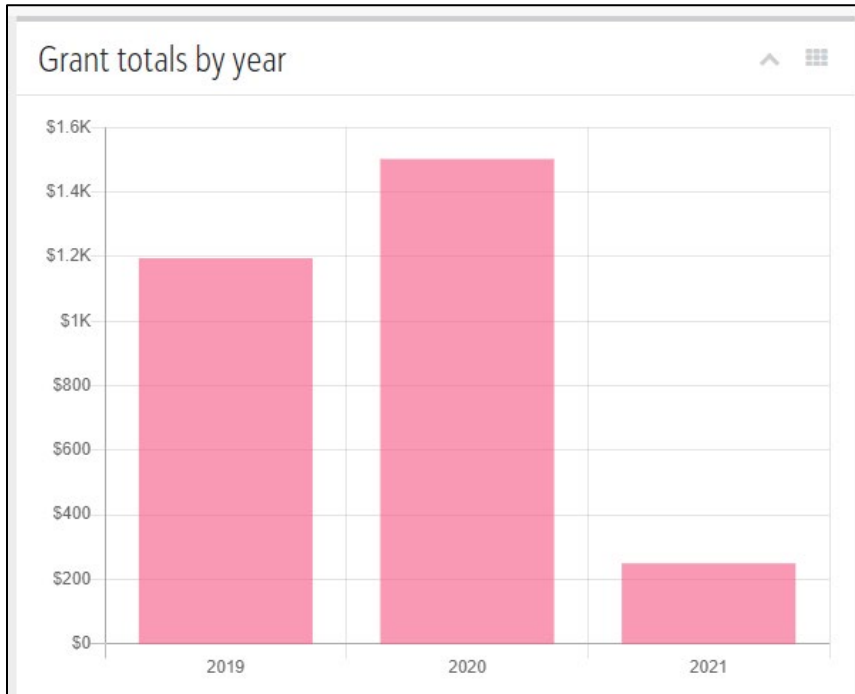


View Grants

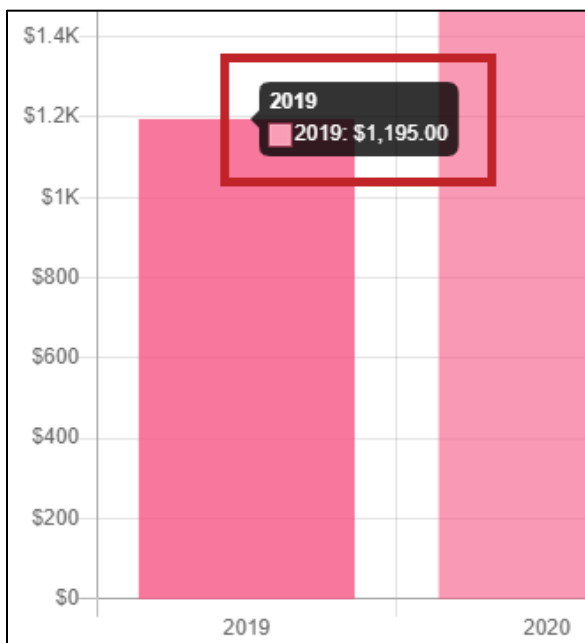
In addition to viewing grants from the Funds page, you can also click Grants from the main menu to view a separate page with grant details.



On the Grants page you'll see a bar chart with grant totals by year and a pie chart with grant totals by recipient.



Mouse over a charts to see totals.



Along the top, you will also see all-time grant totals.

Granted	\$2,946.99
Paid	\$2,946.99
Grants	12

Individual grants are listed by category (Pending or Approved).

Grants

Grant recommendations that have been submitted but not yet approved will appear below and are not included in the totals on the right. By default, the information shown represents all grants. You can filter by fund, time-frame, or charity by clicking the Filters button.

Filter

Approved

Community College of Rhode Island Foundation (53012)

Office of Institutional Advancement
1762 Louisquisset Pike
Lincoln, RI 02865

✓ Received 5/21/2021
✓ Approved 5/25/2021
✓ Paid in full 5/28/2021

\$250.00
Malin Family Fund (840594)

Rhode Island Community Food Bank (9430)

200 Niantic Avenue
Providence, RI 02907

✓ Received 7/28/2020
✓ Approved 7/27/2020
✓ Paid in full 7/30/2020

\$271.99
Malin Family Fund (840594)

Use the Filter button to change the criteria for the grant information visible on the page.

Filter

Approved

You have options to select only certain funds, grantees, or a grant date range. After making selections, hit Apply filters.

The image shows a 'Filters' dialog box with a sidebar on the left containing 'Fund', 'Grantee', and 'Dates'. The 'Dates' option is highlighted. The main area has 'Date range from' and 'To' fields with calendar icons. At the bottom, there are buttons for 'Apply filters', 'Clear all filters', and 'Cancel'. Red boxes highlight the 'Fund', 'Grantee', and 'Dates' options in the sidebar, and the 'Apply filters' button.

Once a filter has been applied and you would like to revert back to seeing all grants, hit the X to the right of the filter.

The image shows a filter bar with a 'Filter' button. Below it, a filter is applied: 'Grant date: 1/1/2021 through 9/1/2021'. A red box highlights the 'X' icon to the right of the filter text.

You can also move the tiles around on this page by clicking and holding down the top-right icon in a tile while you drag it to a position.

